




PROPERTYLANE
REALTY



70 Kromes Road NORTH ARM QLD

4 2 7

Prepare to relax from the moment you begin the beautiful 450 metre drive up to the homestead, beginning at the huge Bowen mango trees lining the entry, past the ducks on the spring-fed dam and the cattle grazing in the lush paddocks, past the tractor & avocado packing shed (catching a glimpse of the incredible horse facilities beyond) and then arriving at the charming and oh-so-welcoming residence.

Beloved by the same family for over 20 years, and recently renovated throughout with comfort in mind, the immaculate home complements the beautifully maintained property. Built by well-known local builder Jos Toonen in his distinctive hexagonal design, the welcoming homestead is light-filled and spacious, enjoying a wonderful outlook

Type : Acreage/Semi-Rural
Building Size : 34 sqm
Land Size : 120596 sqm
View : <https://www.propertylane.com.au/sale/ql/sunshine-coast/north-arm/residential/acreagesemirural/7814209>



Athena Law
07 5442 1855

[For full version visit the website](https://www.propertylane.com.au)

<https://www.propertylane.com.au>

70 Kromes Road, NORTH ARM

4 2 3



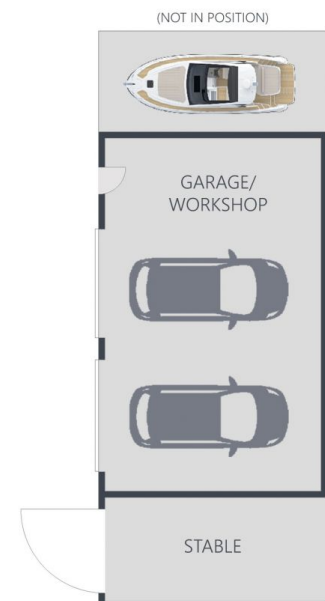
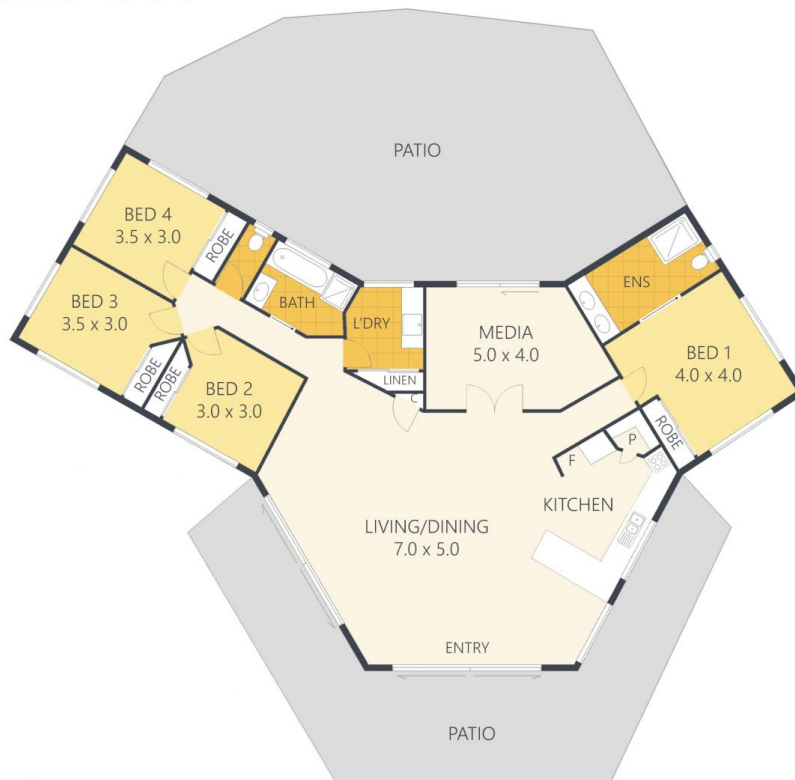
ARTIST'S IMPRESSION ONLY: While every attempt has been made to ensure the accuracy of this floor plan areas and measurements of doors, windows, rooms and all other items are approximate and no responsibility is taken for any error, omission, or mis-statement. This plan is for illustrative purposes only and should only be used as such by any prospective purchaser. By RealEstateFloorPlans.com.au

Internal: 190m²
External: 146m²
Total: 336m²
Land Size: 29.8 acres



70 Kromes Road, NORTH ARM

4 2 3



ARTIST'S IMPRESSION ONLY: While every attempt has been made to ensure the accuracy of this floor plan areas and measurements of doors, windows, rooms and all other items are approximate and no responsibility is taken for any error, omission, or mis-statement. This plan is for illustrative purposes only and should only be used as such by any prospective purchaser. By RealEstateFloorPlans.com.au

Internal: 190m²
External: 146m²
Total: 336m²
Land Size: 29.8 acres

